

OWL SERIES

ENGLISH



ASTAR




Owl Series, English — Kindergarten 2

© PT ASTA Ilmu Sukses (member of mentari group)

First Published in April 2016
First Reprinted 2016
Second Reprinted 2017
Third Reprinted 2018
Fourth Reprinted 2019

ALL RIGHTS RESERVED. No part of this book may be reproduced or transmitted in any forms or by any means, electronically or mechanically, including photocopying, or by any form storages and retrieval systems, without a written permission from the Publisher.

Published by :
PT ASTA Ilmu Sukses
Rukan Sentra Niaga Puri Indah Blok T1 - 14
Jakarta Barat 11610, Indonesia.
Phone : (021) 310 2822 / (021) 912 66641
Fax : (021) 5890 0818
Email : contact@astailmu.com



PREFACE

The OWL series consists of three books, one book for each level of learning from Nursery to Kindergarten-2. OWL series books teach children the basic literacy skills they need during their pre-school years to prepare them for primary school.

This Kindergarten- 2 book continues the thematic approach to language learning, giving examples of vocabulary and grammar that are used with high frequency. It provides ample opportunity for children to practise their reading and writing skills by including higher level reading and writing activities, centred on reading for information & details, classifying objects, reading for instructions, recognising & recreating language patterns, identifying rhyming words, and practising using typical grammatical structures needed at this age.

The aims of the activities are clearly stated in detail at the bottom of every page, which follow standard developmental skills for pre-school children. An overview of these aims can be found in the Table of Contents.

The emphasis of this book is to move from word-based recognition & production to a sentence-based one, meaning that they can produce short sentences across all 4 skills (reading, writing, speaking, and listening). They should be able to sight-read common words by the end of this book, and sound out words they don't know. They should also have developed a core vocabulary of at least 400 words.



CONTENTS



1 The Weather6

- Identify types of weather & objects in the sky
- Picture-reading comprehension
- Sequence events
- Structures: "It is ..." / "There is a ..."
- Word order
- Sentence comprehension
- Complete sentences
- Follow written instructions



2 Recreation15

- Identify places, objects & activities for recreation
- Identify names of the week
- Picture-reading comprehension
- Sequence events: first, then
- Structures: "I am..." / "I like..." / "I will..."
- Word order
- Make lists
- Read a poem (phonemic awareness)
- Complete sentences



3 Nature26

- Identify places, objects & activities for recreation
- Identify names of the week
- Picture-reading comprehension
- Sequence events: first, then
- Structures: "We like to..." / "I want to..." / "We need/use...to..."
- Word order
- Make lists
- Read a poem (phonemic awareness)
- Complete sentences



4 The Zoo36

- Identify zoo animals, parts of their bodies & their actions
- Classify animals
- Word order
- Structures: "It has..." / "It can..." / "It is..." / "A lion eats..."
- Sequence events: first, next, then, finally
- Sentence comprehension
- Read & identify rhyming words (phonemic awareness)
- Read a poem (phonemic awareness)
- Complete sentences



5 Family & Friends46

- Give personal information
- Identify abilities, likes & dislikes, and possessions
- Picture-reading comprehension
- Structures: "I am..." / "I like..." / "I have..." / "I can..."
- Complete forms
- Sentence comprehension
- Word order
- Complete sentences
- Link ideas using "also"



6 At the Market53

- Identify food & drinks, and adjectives to describe them
- Classify objects by use
- Use prepositions (on, in, under, below, above, between, next to, in front of & behind)
- Use demonstrative pronouns: this, these, that, those
- Sequence events: first, next, then, finally
- Picture-reading comprehension
- Sentence comprehension
- Read & identify rhyming words (phonemic awareness)
- Complete sentences & Match sentence halves
- Structures: "I like..." / "I don't like..."



7 At Home61

- Identify common objects & their uses
- Identify fire & water, their uses, & their dangers
- Structures: "You should"/"You shouldn't"
- Sequence events: first, next, then, finally
- Classify objects by where they belong
- Use prepositions (under, behind, next to & between)
- Make lists
- Read a poem (phonemic awareness)
- Complete sentences



8 Transportation69

- Identify types of transportation & use adjectives to describe them
- Read & follow instructions
- Picture-reading comprehension
- Structures: "It has..." / "My father has..."
- Link ideas using "also"
- Sequence events: first, next, then & finally
- Word order
- Sentence comprehension
- Classify objects
- Read & identify rhyming words (phonemic awareness)
- Complete sentences



9 Jobs77

- Identify jobs, what they do and where they work
- Picture-reading comprehension
- Classifying jobs
- Structures: "A ... works ..." / "A ... uses ..." / "I want to be..."
- Sequence events: first, next, then & Finally
- Make lists
- Read a poem (phonemic awareness)
- Complete sentences
- Match sentence halves



10 Weekly Activities85

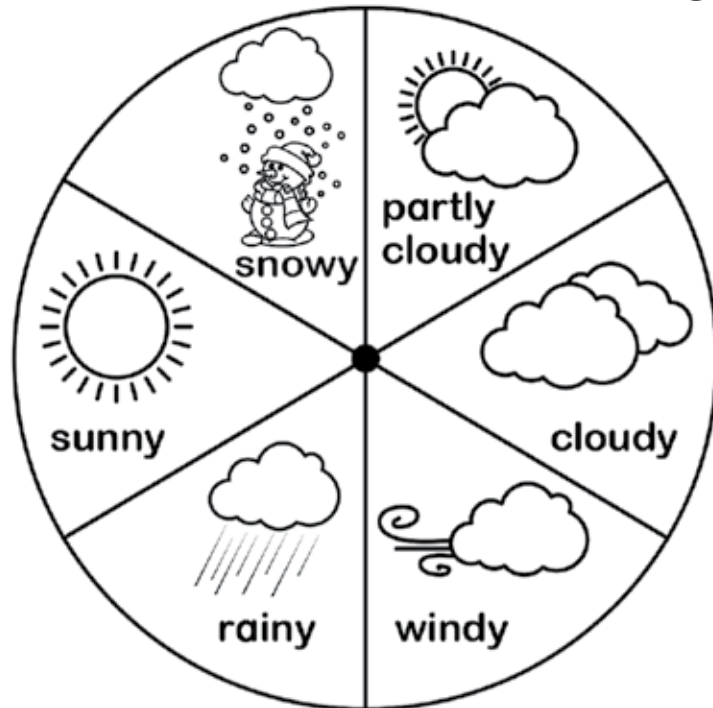
- Identify days of the week & different types of activities does on these days
- Picture-reading comprehension
- Classify objects
- Structures: review of structures already learned
- Link ideas using "but"
- Sequence events
- Read & identify rhyming words (phonemic awareness)
- Word order
- Complete sentences
- Match sentence halves






THE WEATHER

How is the weather today?



What do you think the weather will be like today?
Draw the weather in the bubble below.



Learning Objectives:

- Talk about the different kinds of weather.
- Complete the drawing by following instructions.



THE WEATHER




Read the sentences. Draw lines to match the sentences to its pictures.

It is foggy

It is cold

It is cloudy

It is hot





Learning Objectives:

- Identify the names of different kinds of weather.
- Read and match sentences to pictures.


THE WEATHER




 What can you see? Fill in the blanks to complete the sentences. Talk about dangerous weather.

 tornado	There is a _____.
--	-------------------

 storm	There is a _____.
--	-------------------

 lightning	There is _____.
--	-----------------


 thunder	There is _____.
--	-----------------

Learning Objectives:


- Identify the names of dangerous weather.
- Write words to complete the sentences, using pictures to prompt.



THE WEATHER





 Read the sentences.

It is sunny on Sunday.
It is cloudy on Friday.
It is windy on Wednesday.
It is rainy on Monday.

 Look at the pictures of the weather. In the box given, write the day under each kind of weather.

 <div data-bbox="1685 1171 2151 1245"></div>	 <div data-bbox="2300 1171 2766 1245"></div>
---	---

 <div data-bbox="1685 1612 2151 1686"></div>	 <div data-bbox="2300 1612 2766 1686"></div>
--	--

Learning Objectives:

- Read and look at the pictures for information.
- Label pictures with the information given.

THE WEATHER



 Read the sentences and circle 'yes' or 'no'.



- 1. It is night time.
- 2. The moon is in the sky.
- 3. There are seven stars.
- 4. There is a rainbow.


yes	no
yes	no
yes	no
yes	no

- Learning Objectives:
- Identify objects in the sky during the night.
 - Read sentences and look at the picture to answer yes/no statements.
 - Practise simple sentences with "It is..." and "There is/are..." .

THE WEATHER



 Read and circle the correct words to complete the sentences.



- 1. Susan likes to go to the park school .
- 2. She likes rainy weather sunny weather .
- 3. She can see three clouds five clouds .

- Learning Objectives:
- Talk about the picture.
 - Identify the key vocabulary.
 - Complete sentences by identifying the correct words.

THE WEATHER



1 2 3 These pictures tell a story. It's called "A Day at the Park". Write numbers (1, 2, 3, or 4) in the boxes to show the correct order.



It starts to rain.



The family goes home.



The family are at the park



They are flying a kite.

Learning Objectives:


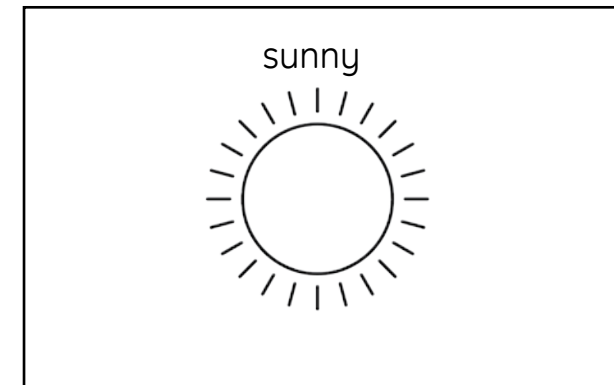
- Talk about the pictures and read the sentences.
- Sequence events to make a story.
- Tell the story.
- Ask and answer questions about the story.

THE WEATHER



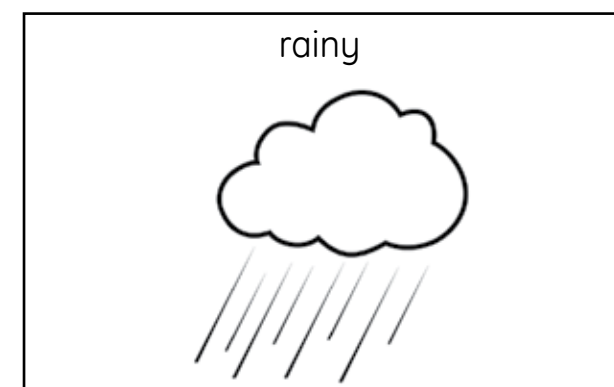
Look at the weather and the items. Complete the sentences by writing the items you wear because of the weather.

It is sunny



I am wearing _____ and _____.

It is _____.



I am wearing _____, _____ and _____.

Learning Objectives:


- Identify and talk about clothes.
- Categorise clothes by when (type of weather) they are worn.
- Write words to complete the sentences, using pictures to prompt.

THE WEATHER



 Read the sentence describing the picture.




 Write the words in the correct order to make a sentence.

fun

The children

are

having

 Write it again.

Learning Objectives:

- Talk about the picture.
- Write the sentence by arranging words in the correct order.