



STUDENT'S BOOK



Méihuā

梅花

Chinese Learning Series

1



周晖燕 周国华
Zhou Huiyan • Zhou Guohua

ASTAR
The star of education

Contents



THIS BOOK IS PROTECTED BY COPYRIGHT
LAWS OF THE REPUBLIC OF INDONESIA NO.28/2014



Meihua - Chinese Learning Series Student's Book 1

Copyright © 2019 ASTA Ilmu Publishing (member of mentari group)

First Published: May 2019

All rights reserved. No part of this publication may be reproduced, distributed, or transmitted in any form or by any means, including photocopying, recording, or other electronic or mechanical methods, without the prior written permission of ASTA Ilmu Publishing.

ASTA Ilmu Publishing
Rukan Sentra Niaga Puri Indah Blok T1 - 14
Jakarta Barat 11610, Indonesia.
Phone : (021) 310 2822
Fax : (021) 5890 0818
Email : contact@astailmu.com

Unit 1	Nǐ wǔ ge , wǒ wǔ ge 你五个, 我五个.....	10
Unit 2	Liù, qī, bā, jiǔ, shí 六、七、八、九、十.....	20
Unit 3	Lǎoshī zǎo! 老师早!.....	28
Unit 4	Nǐ jiào shénme míngzi? 你叫什么名字?.....	36
Unit 5	Nǐ jiā yǒu jǐ kǒu rén? 你家有几口人?.....	44
Unit 6	Xièxiè! 谢谢!.....	52
Unit 7	Wǒ bàba shì yīshēng 我爸爸是医生.....	60
Unit 8	Nǐ qù nǎr? 你去哪儿?.....	72
Unit 9	Zhè shì shénme? 这是什么?.....	82
Unit 10	Zhù nǐ shēngri kuàilè 祝你生日快乐.....	94



你好！ Nǐ hǎo!

Welcome to the Meihua Chinese Learning series for Primary Schools, a series that was developed with the needs of primary school students, teachers and parents in mind. Our goal is to present a Chinese language-learning programme that is easy to comprehend and fun to learn.

In both written and spoken forms, Chinese is significantly different from other languages around the world. As a result, there are certain challenges in introducing and guiding students to master Chinese. To meet such challenges, this series focuses on delivering the lessons in phases; starting with vocabulary that reflects the student's daily routine needs, and the basic elements of the Chinese phonological system. Students will gradually progress into more complex and challenging language. Such delivery is reflected in the selection of phonics, pinyin, tones, characters, vocabulary and topics in each unit of the series.

Meihua Chinese Learning Series emphasises the development of a solid language foundation, with systematic and interesting features in each of its units throughout six levels. Each level consists of ten units designed to be completed by a student within a school year with 2-3 hours of lessons per week (70-105 minutes per week). Once a student has completed Level 6 of the series, they will have studied over 500 Chinese words, and acquired the skills to write more than 100 Chinese characters independently. They will also be able to comprehend simple reading texts without pinyin and communicate in simple daily Chinese conversation.

The learning in Meihua Chinese Series is dedicated to preparing students for the standardised International Chinese test, i.e. Youth Chinese Test (YCT), a Chinese proficiency examination for students at Primary and Middle school established by Hanban (a public institution affiliated with the Chinese Ministry of Education). By completing all six levels of this learning series, students are expected to possess the skills needed to pass Level III out of four YCT test levels.

Our main authoritative references in the development of Meihua Chinese Learning Series are as follows:

1. 国家汉办 (Hanban/孔子学院总部). 新中小学生汉语考试/YCT 大纲. *Youth Chinese Test (YCT) 1-4 Outline*, <http://www.chinesetest.cn/godownload.do>.
2. 国家汉办 (Hanban)/孔子学院总部. 国际汉语教学通用课程大纲/International Curriculum for Chinese Language Education. Beijing Language and Culture University Press.
3. 中华人民共和国国家标准. 汉语拼音正词法基本规则/Basic Rules of the Chinese Phonetic Alphabet Orthography. 中华人民共和国国家质量监督检验检疫总局、中国国家标准化管理委员会发布.
4. 中华人民共和国教育部、国家语言文字工作委员会发布. 语言文字规范《汉字部首表》/The Table of Indexing Chinese Character Component.
5. 国家语言文字工作委员会标准化工作委员会《现代汉语通用字笔顺规范》/XIANDAI HANYU TONGYONGZI BISHUN GUIFAN, 语文出版社.



This book consists of:

1. Student Book and Audio CD

Each unit is divided into eight sections:

a. Text or dialogue

This section is composed of a combination of pictures, texts and/or interesting and easy-to-comprehend dialogues.

b. Vocabulary

Vocabulary is a crucial part in comprehending the Chinese language. The new vocabulary in this section is introduced through text and/ or dialogues.

c. Activities

The activities are designed to put the main lesson points into practice. The learning process is conducted in a fun and engaging way by encouraging student involvement and interaction with others.

d. Pinyin (book 1 & book 2), notes and grammar (books 3-6)

This section puts more emphasis on the phonemes that are foreign to students. Pinyin and tones can be learned in Level 1 and 2. The series focuses on the consonants and vowels that are different from those in other languages, as well as unfamiliar tonal aspects of Chinese.

e. Listening activity

The recordings on the audio CD have been developed to help familiarise students with the sounds, accents and structures of spoken Chinese.

f. Radical (books 1-4)

Radicals are the foundation of Chinese writing; they represent the semantic part of Chinese characters. With more than 90% of commonly used Chinese characters containing a combination of semantic and phonetic components, it is crucial that students have a solid understanding of radicals. Each unit introduces one or two radicals, which have been selected for their frequency of use and utility.

g. Chinese Character Writing

The introduction of the stroke-by-stroke guide to writing Chinese characters will teach students to understand the stroke orders of both basic and complex characters. The methods in this series will enable learners to apply their acquired skills in creating thousands of Chinese characters freely and independently.

h. Reading

In this learning series, not only are students encouraged to understand individual Chinese characters but also to recognise their meaning within a reading text. This provides context and a deeper understanding of character usage.

The student's book comes with an Audio CD, which contains recordings of parts of text or dialogue, new vocabulary, pinyin and listening practice.

2. Exercise Book

The Meihua Exercise Book is designed to develop reading and writing skills. The exercise books can be used as an integral workbook during class or as extra practice for homework.

3. Teacher's Guide

The Teacher's Guide is a practical manual with applicable teaching ideas, as well as important additional information to consider when planning lessons.

★ Syllabus ★

Unit	Theme	Title	Targeted Communication Skills	Vocabulary	Number of Vocabulary	Grammar Focus		Sentence Structure	Pinyin	Writing	
										Strokes/radicals	Characters
1	Numbers 1-5	你五个, 我五个	Students will be able to pronounce and remember the shape of the Chinese characters of 1-5	一、二、三、四、五、你、我、个	8	Numbers	一 - 五		a,e,i,o,u and tone 1,2,3,4	一、丨、人、入	一、二、三、四、五
						Pronouns	我、你				
2	Numbers 6-10	六、七、八、九、十	Students will be able to pronounce and remember the shape of the Chinese characters of 6-10	六、七、八、九、十	5	Numbers	六 - 十		m, f, n	一、八、下、丨	六、七、八、九、十
3	Greetings	老师早!	Students will learn know how to greet others in Mandarin	好、你好、老师、您、早、再见	6	Pronouns	您	您好!	l, h, ü	日	日、早、好
4	My name	你叫什么名字?	Student will learn how to introduce themselves and inquire after somebody else's name	叫、什么、名字、他、她、不、知道	7	Question words	什么	你叫什么名字?	s, sh, -i	口	口、叫、什么
						Pronouns	他、她	他叫...			
						Negating word	不	我不知道。			
5	My family	你家有几口人?	Students will learn how to introduce other people (family members)	家、有、没有、几、口、人、爸爸、妈妈、哥哥、姐姐、弟弟、妹妹、两、和	14	Question word	几	你家有几口人?	b, p	宀	有、几、个
						Measure word	个、口	你有几个哥哥?			
						Possession	有/没有	我有两个姐姐。			
6	Thank you and I'm sorry	谢谢!	Students will learn how to say thank you and to apologise	谢谢、不客气、对不起、没关系	4	Negating Review	不	不客气!	d, t	亻、人	人、你、不
7	Professions	我爸爸是医生	Students will learn how to ask and answer simple questions about other people	是、的、朋友、学生、不是、医生、吗	7	Particle	吗	她是你妈妈吗?	g, k	女	女、他、她、的
						Special words	是/不是	他不是老师。			
						Particle	的	他是我的朋友。			
8	Where are you going?	你去哪儿?	Students will learn how to ask and answer the question "where are you going?"	去、哪儿、学校、医院、商店、回、回家	7	Question word	哪儿	你去哪儿?	j, q, x	木	马、吗、妈、去
9	Stationery	这是什么?	Students will be able to name school stationery in Mandarin	这、书包、那、铅笔、铅笔盒、橡皮、尺子、书、本子	9	Demonstrative pronouns	这、那	这是书。	z, c	辶	这、是、书、本子
10	Happy birthday!	祝你生日快乐!	1. Students will be able to say how old they are in Mandarin 2. Students will be able to say 'Happy birthday' in Mandarin	祝、生日、快乐、很、高兴、谁、今天、岁、了	9	Measure word	岁	她九岁了。 她是谁? 她很高兴。	zh, ch, r	山	山、了、岁、今天、生日
						Particle	了				
						Question word	谁				
						Adverb	很				
Total					76						



A. 对话 Duihua | Dialogue

track 1



B. 生词 Shēngcí | New vocabulary

track 2

- | | | | | | |
|------|-----|-------|------|-----|--------------|
| 1. 一 | yī | one | 5. 五 | wǔ | five |
| 2. 二 | èr | two | 6. 你 | nǐ | you |
| 3. 三 | sān | three | 7. 我 | wǒ | I, me |
| 4. 四 | sì | four | 8. 个 | *gè | measure word |

* 个 gè when spoken, ge is usually said with a neutral tone.



C. 课堂活动 Kètáng huódòng | Activity time

C.1

一说一, 二说二 Yī shuō yī, èr shuō èr

Say one when it's one, say two when it's two

* Let's count. Take turns with your classmates.

一、二、三、四、五。 Colour the T-shirts that have your number as you count:

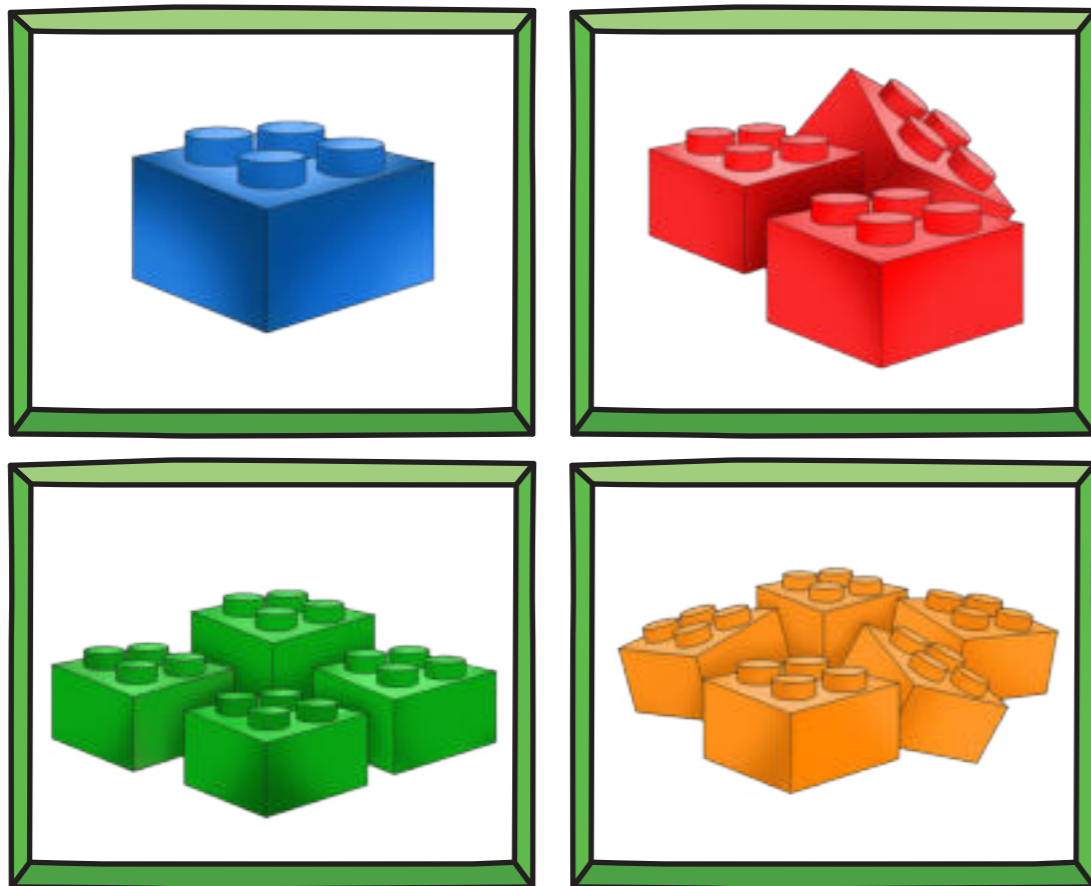


* Your teacher will say a number at random. When they say your number, lift up your book and say your number.

C.2 你一个, 我一个 Nǐ yí ge, wǒ yí ge

One for you, one for me

* Circle one of the pictures below.



* Compare with the picture circled by your classmate.

* Show the picture you circle, and say to your classmate:

Wǒ.....ge.
我.....个。

* Point to the picture your classmate circles, and say to your classmate:

Nǐ.....ge.
你.....个。



D. 拼音 Pīnyīn | Let's learn pinyin

D.1 韵母与声调 Yùnmǔ yǔ shēngdiào

Vowels and tones track 3

- Four main tones in Mandarin:
1st tone(—), 2nd tone(↗), 3rd tone(∨), 4th tone(↘)
- 1 neutral tone: toneless, spoken lightly and quickly

Every Chinese character has a specific sound and tone. There are four main tones in Mandarin.

1 st tone	2 nd tone	3 rd tone	4 th tone
 ā	 á	 ǎ	 à
 ē	 é	 ě	 è
 ī	 í	 ǐ	 ì
 ō	 ó	 ǒ	 ò
 ū	 ú	 ǔ	 ù

轻声 Qīngshēng | Neutral tone

In Mandarin, there are characters that do not have any of the four main tones above, and these are called neutral tones. These characters are spoken lightly and quickly. In pinyin, they are written without any marking above the syllable.

ma le ne

D.2 拼音朗读 Pīnyīn lǎngdú | Let's read pinyin track 4

Read these together.

1.	ā	6.	è
2.	ì	7.	ǐ
3.	ó	8.	ù
4.	ū	9.	é
5.	ǎ	10.	ò

D.3 拼音听力 Pīnyīn tīnglì | Let's listen to pinyin track 5

Listen to pinyin from the audio, and circle the sound that you hear.

1. á à	6. ū ù
2. ě è	7. ò ó
3. ī ì	8. à ā
4. ǎ à	9. ì ǐ
5. é ē	10. ǔ ū



E. 听力 Tīnglì | Listen to the audio and choose the correct answer track 6

1.   

2.   

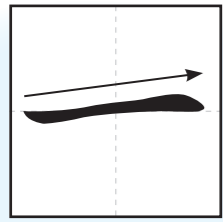
3.   

4.   

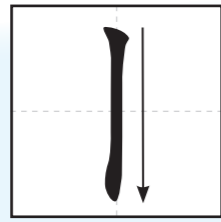
5.   



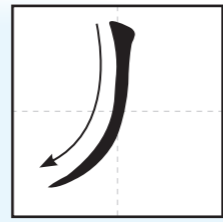
F. 笔画 Bǐhuà | Let's practise these strokes



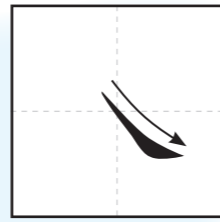
横 héng



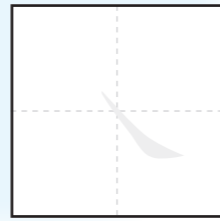
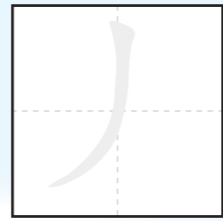
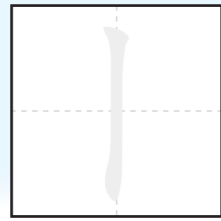
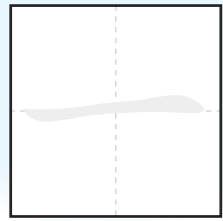
竖 shù



撇 piě

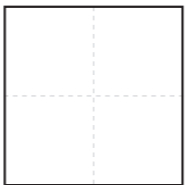
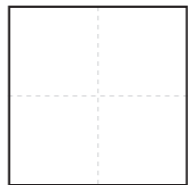
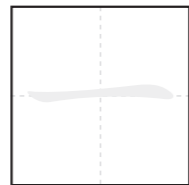
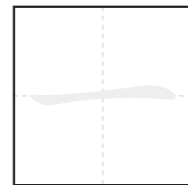
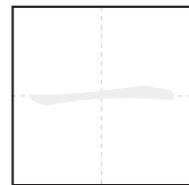



捺 nà



G. 写汉字 Xiě hànzi | Let's write Chinese characters

yī

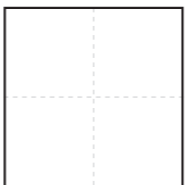

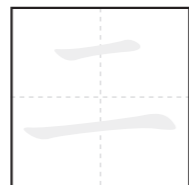
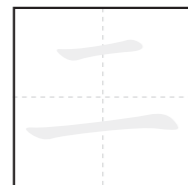
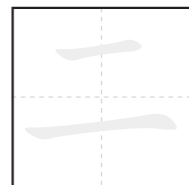



one

.....

stroke

èr

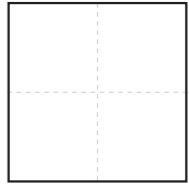
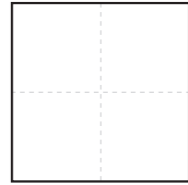
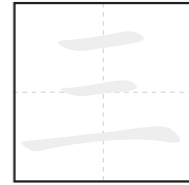
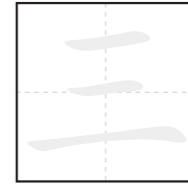
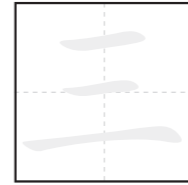
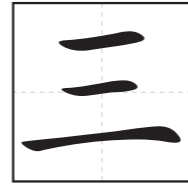


two

.....

strokes

sān

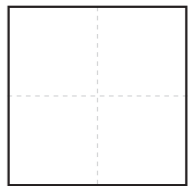
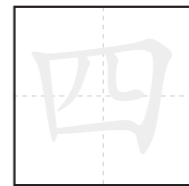


three

.....

strokes

sì

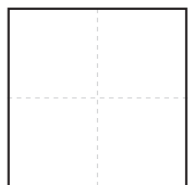
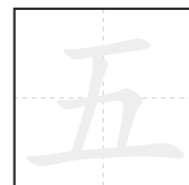
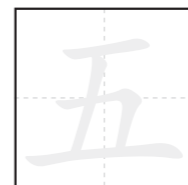


four

.....

strokes

wǔ



five

.....






strokes



H. 阅读 Yuèdú | Let's read

H.1 Match the pictures

Match the pictures below with the correct number to the right.
Then read the numbers.

1		○	○	<input type="text" value="一"/>
2		○	○	<input type="text" value="二"/>
3		○	○	<input type="text" value="三"/>
4		○	○	<input type="text" value="四"/>
5		○	○	<input type="text" value="五"/>

H.2 Colouring parts

Colour the parts that contain the Chinese characters

一, 二, 三. What character do you see?

The character formed is:





A. 对话 Duihua | Dialogue

track 7

Yī, èr, sān, sì, wǔ, liù, qī, bā.
一、二、三、四、五、六、七、八。



B. 生词 Shēngcí | New vocabulary

track 8

- | | | |
|------|-----|-------|
| 1. 六 | liù | six |
| 2. 七 | qī | seven |
| 3. 八 | bā | eight |
| 4. 九 | jiǔ | nine |
| 5. 十 | shí | ten |

jiǔ 九	9	10	十 shí
qī 七	7	8	八 bā
wǔ 五	5	6	六 liù
sān 三	3	4	四 sì
yī 一	1	2	二 èr



C. 课堂活动 Kètáng huódòng | Activity time

C.1 数字手势 Shùzì shǒushì | Hand gesture

Observe and learn the signs for numbers 1-10 that are commonly used in China.



yī

一



liù

六



èr

二



qī

七



sān

三



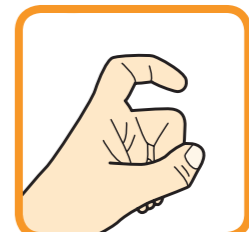
bā

八



sì

四



jiǔ

九



wǔ

五



shí

十



D. 拼音 Pīnyīn | Let's learn pinyin

D.1 声母 Shēngmǔ

Consonants track 9

m f n

D.2 拼音朗读 Pīnyīn lǎngdú

Let's read pinyin track 10

Read these together.

- | | | | | |
|-------|-------|-------|-------|--------|
| 1. mā | 3. fó | 5. mǎ | 7. mǐ | 9. ní |
| 2. nì | 4. fū | 6. fā | 8. fù | 10. mò |

D.3 拼音听力 Pīnyīn tīnglì

Let's listen to pinyin track 11

Listen to pinyin from the audio and circle the sound that you hear.

- | | |
|-------------|--------------|
| 1. mā má | 6. nù nǚ |
| 2. mì mǐ | 7. mǐ mī |
| 3. fā fà | 8. fā fǎ |
| 4. fù fǔ | 9. nà nā |
| 5. ná nà | 10. mù mǔ |



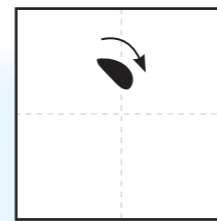
E. 听力 Tīnglì | Listen to the audio, then write the order (in 1-10) in which you hear the Mandarin numbers track 12

一 二 三 四 五

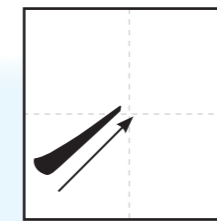
六 七 八 九 十



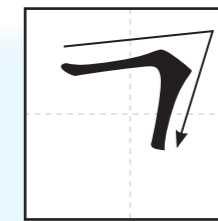
F. 笔画 Bǐhuà | Let's practise these strokes



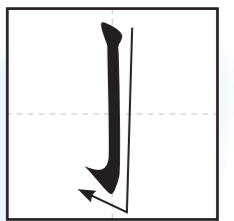
点 diǎn



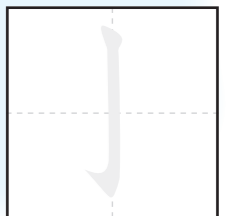
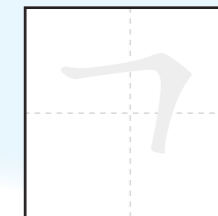

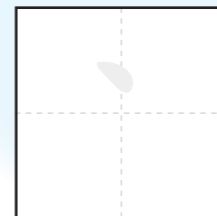
提 tí



折 zhé
(横折 héngzhé)



钩 gōu
(竖钩 shùgōu)

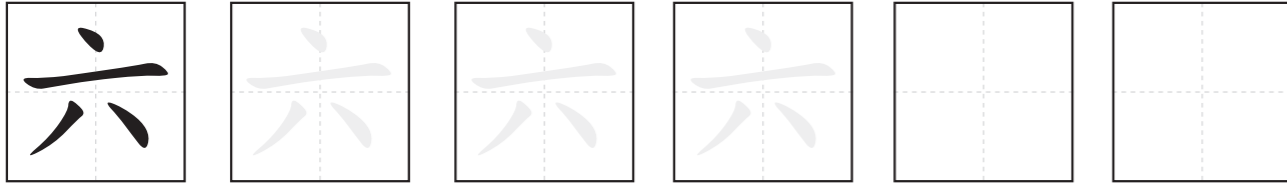




G. 写汉字 Xiě hànzi | Let's write Chinese characters

liù

一六六

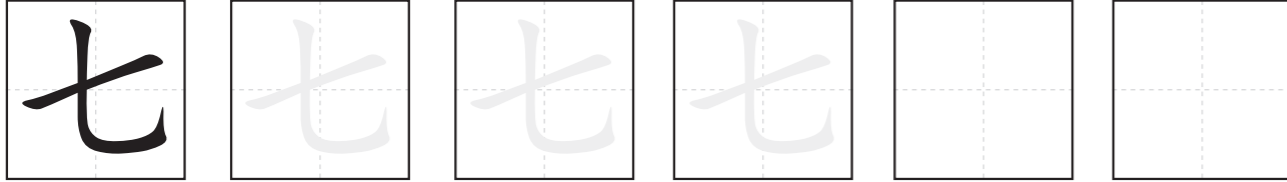


six

..... strokes

qī

一七

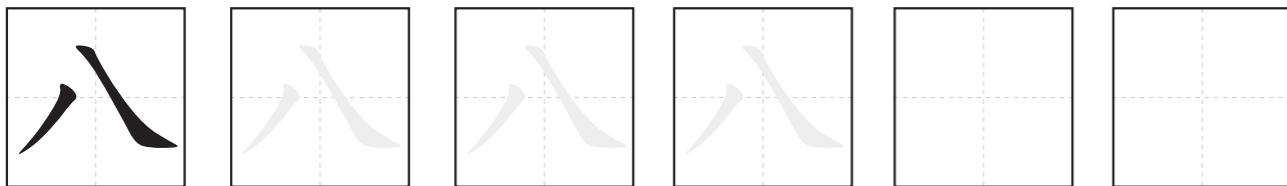


seven

..... strokes

bā

八

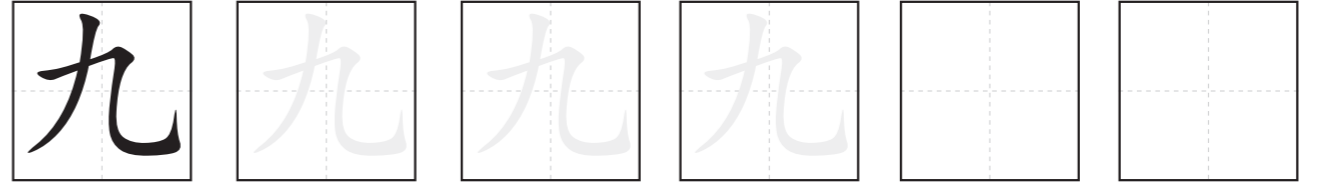


eight

..... strokes

jiǔ

九

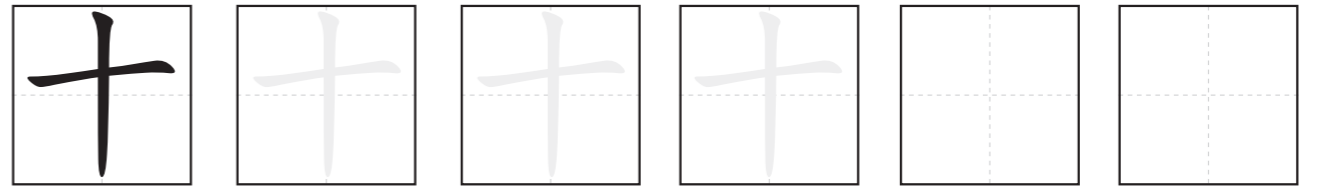


nine

..... strokes

shí

一十



ten

..... strokes

