

WORKBOOK

5

HANG OUT!



Scott Thompson

ASTAR

Table of Contents

	Welcome	2
unit 1	Let's Cook!	6
unit 2	Many Things from Many Places	14
unit 3	Thinking About the Past	22
unit 4	Describing People	30
unit 5	Helping at Home	38
unit 6	Directions	46
unit 7	My Free-time Activities	54
unit 8	Future Plans	62
unit 9	Comparing Things	70
	Portfolio and Check Up	78

unit 1 Let's Cook!

A Unscramble. Then write the words.



iswhk



arsug



mxi



etah



rfulo



rsti



veon



wlbo

B Fill in the blanks. Use the words from A.


How do you make a chocolate cake?

1. First, _____ the oven.
2. Next, _____ the eggs.
3. Then _____ the sugar and butter in a bowl.
4. After that, _____ the chocolate with a spoon.
5. Finally, mix all the ingredients with the flour and put the bowl in the _____.

C Listen and check.



True False



True False



True False



True False

D Read and correct the underlined words.



How do we make cookies?

- First, ① heats the oven. _____
- Next, ② mixing the flour and water in a bowl. _____
- Then ③ to whisk the eggs. _____
- ④ After then, add the sugar. _____
- Finally, ⑤ let's mix all the ingredients and stir well. _____

A 03 Listen and write.

Iris: Andrew, let's make a cake.

Andrew: OK, Iris. I don't know what to do, though.

Iris: I'll show you. First,

1 _____ the oven.

It needs to get really hot.

Andrew: What's the next step?

Iris: 2 _____, whisk the eggs in a 3 _____.

Andrew: It looks good so far. Then what do we do?

Iris: Then add milk and 4 _____.

5 _____ everything together with the flour.

Andrew: Finally, 6 _____ the batter with a spoon, right?

Iris: Yes, that's right! It'll be delicious!



B 04 Listen again and write Yes or No.

- 1. First, turn off the oven. _____
- 2. Next, whisk the eggs in a bowl. _____
- 3. Then add milk and flour. _____
- 4. After that, stir everything together. _____
- 5. Finally, whisk the batter with a spoon. _____

A Read the story and fill in the blanks. Use the words in the box.

after that next bake the pizza tomato sauce heat



Hi, I'm Caleb. I have a great recipe for pizza. First, heat the oven. Pizza must be cooked at high heat. Next, roll the dough. It should be thin and flat. Then stir the tomato sauce and put it on the dough. After that, add meat and vegetables. Finally, bake the pizza in the oven. Let it cook for 20 minutes. Oh, there's one more step. Most importantly, eat your pizza!

- 1. What do you do first?
First, _____ the oven.
- 2. What do you do _____?
Next, roll the dough.
- 3. What do you do then?
Then stir the _____ and put it on the dough.
- 4. What do you do _____?
After that, add meat and vegetables.
- 5. What do you do finally?
Finally, _____ in the oven.

B Think about a recipe for a cake. How do you make it?

- 1. What do you do first? First, heat _____
- 2. What do you do next? Next, mix _____
- 3. What do you do then? Then stir _____
- 4. What do you do after that?
After that, whisk _____
- 5. What do you do finally? Finally, put _____



Vocabulary

A Look and write. Then complete the puzzle.

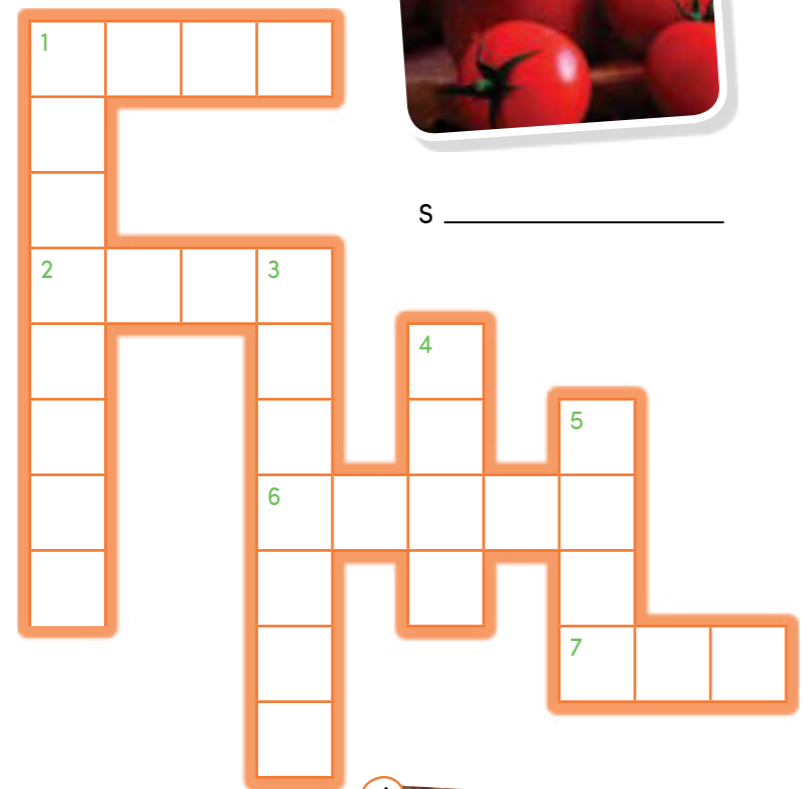
Across



c _____

f _____

b _____



s _____

Down



b _____

b _____


p _____

p _____

Speaking

A Listen and repeat. Then match.

- 1. Don't boil too much broccoli. •
- 2. Don't boil too much sauce. •
- 3. Don't chop too much parsley. •
- 4. Don't chop too much beef. •
- 5. Don't pour too much sauce. •
- 6. Don't fry too much beef. •



B Give two pieces of advice. Use the sentences from **A**.

- 1. A: I'm going to cook vegetables. B: Don't boil too much broccoli.

- 2. A: I'm going to cook beef steak. B: _____

Pizza Around the World

Connect

Reading & Writing

A Listen and read.

Pizza is a famous food from Italy. People usually cook it with cheese and tomato sauce. They also add many other things on it. You can cook it by heating it in an oven. Outside Italy, there are other kinds of pizza.



Mexico has corn tortilla pizza. To make it, first, spread beans on the pizza. Next, add cheese and vegetables. Then bake it in the oven. After that, you can add tomatoes and olives. You can also put sauce on it.

Turkey has a pizza called *lahmacun*. It has beef but not cheese. To make it, first, chop some parsley and other vegetables. Next, fry the beef. Then put them on the pizza and bake it in the oven.



In New York City, there are dessert pizzas. You make them with chocolate and sugar. You can add sweet sauce and fruit to them. These pizzas aren't very healthy, but they taste good.

B Where might people say these? Match.

- | | | |
|---|---|--------------------|
| 1. Don't put too many beans on it. | • | • a. New York City |
| 2. Don't pour too much chocolate on it. | • | • b. Turkey |
| 3. Don't add too much parsley. | • | • c. Mexico |

C Read and write *T* for true or *F* for false.

- | | |
|--|--------------------------|
| 1. Pizza is cooked in an oven. | <input type="checkbox"/> |
| 2. Tortilla pizza is cooked with tomato sauce. | <input type="checkbox"/> |
| 3. <i>Lahmacun</i> does not have cheese. | <input type="checkbox"/> |
| 4. Dessert pizzas are good for health. | <input type="checkbox"/> |

A Read the story. Look at the words below. Then write.



My best friend, Kyle, has a great recipe. It's a Chinese-style beef and broccoli dish. First, use a big knife and ① _____ chop _____ some ② _____ into small pieces. It's my favorite

meat, so I usually add a lot of it. Next, chop some

③ _____. It's a healthy vegetable and tastes great.

Then ④ _____ some oil in a pan and

⑤ _____ the meat and vegetables. Don't cook it for too long. After that, pour some sweet and sour

⑥ _____ onto it. ⑦ _____ it with a spoon

while it's cooking. Finally, when it's cooked, serve it in a big

⑧ _____. Doesn't it sound good?

broccoli

fry

bowl

beef

Stir

pour

sauce

chop

B Check the best title for the story.

- | | |
|----------------------------|--------------------------|
| a. A Great Chinese Culture | <input type="checkbox"/> |
| b. A Delicious Dish | <input type="checkbox"/> |
| c. How to Cook Broccoli | <input type="checkbox"/> |

For the portfolio, see page 79.