

Second
Edition

Student Book

Rainbow

Maths

3



Chattryn Sonata



Unit 1 Colours 4

- Review Shapes and Numbers 1 to 10
- Colours
- Patterns

Unit 2 Animals 12

- Counting On
- Counting Backwards
- Number Bonds
- Addition within 10

Unit 3 Plants 20

- Subtraction within 10
- Numbers 11 to 15

Unit 4 Fruits 28

- Numbers 16 to 20
- Review Corner



Syllabus of Student Book 2

Unit	Page	Topic	Learning Objectives	
Unit 1 Colours	4	Review Shapes and Numbers 1 to 10	● Using song to review counting to 10	
	5		● Using game to review counting to 10	
	6	Colours	● Reviewing counting to 10	
	7		● Recalling shapes	
	8		● Introducing colours	
	9		● Identifying colours	
	10	Patterns	● Introducing patterns	
	11		● Recalling the shapes	
	Unit 2 Animals	12	Counting On	● Completing the patterns ● Recalling the shapes
		13	Counting Backwards	● Ordering numbers: what comes after ● Stimulating students' number sense
		14		● Ordering numbers: what comes before ● Stimulating students' number sense
15		Number Bonds	● Arranging numbers what comes after and before ● Stimulating students' number sense	
16			● Introducing number bonds ● Stimulating students' number sense ● Doing simple word problem using number bonds	
17		Addition within 10	● Introducing simple addition ● Using the symbols of addition (+) and equals (=) in a number sentence	
18			● Linking the number bonds and simple addition ● Adding using number bonds	
19			● Simple addition word problem using number bonds	
Unit 3 Plants	20	Subtraction within 10	● Introducing simple subtraction ● Using the symbols of subtraction (-) and equals (=) in a number sentence	
	21		● Doing simple subtraction	
	22	● Doing simple subtraction word problems using number bonds		
	23	Numbers 11 to 15	● Forming number 11 ● Writing the number 11	
	24		● Forming number 12 ● Writing the number 12	
	25		● Forming number 13 ● Writing the number 13	
	26		● Forming number 14 ● Writing the number 14	
27	● Forming number 15 ● Writing the number 15			
Unit 4 Fruits	28	Numbers 16 to 20	● Forming number 16 ● Writing the number 16	
	29		● Forming number 17 ● Writing the number 17	
	30	● Forming number 18 ● Writing the number 18		
	31	● Forming number 19 ● Writing the number 19		
	32	● Forming number 20 ● Writing the number 20		
	33–35	Review Corner	● Reviewing counting things from 10 to 20	

Let's Sing Along



Ten Little Indians

One little, two little,
 three little Indians,
 four little, five little,
 six little Indians,
 seven little, eight little,
 nine little Indians,
 ten little Indian boys.

Ten little, nine little,
 eight little Indians,
 seven little, six little,
 five little Indians,
 four little, three little,
 two little Indians,
 one little Indian girl.



Play This Game



Your friend will call out a number from 0-10.
 Tap it as fast as you can.

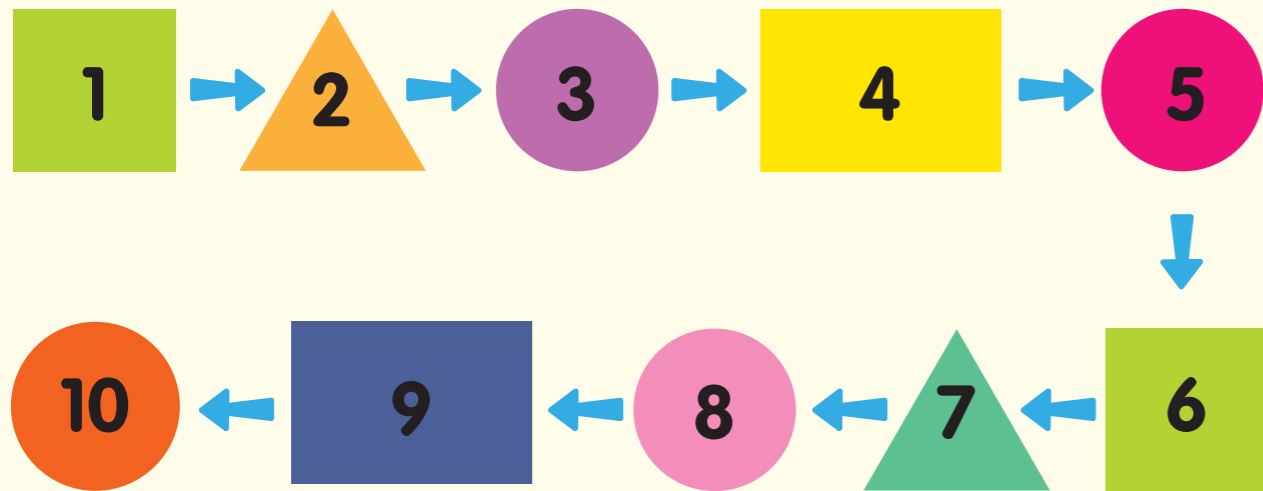
0 1 2 3 4 5 6 7 8 9 10

tap it!

Review Corner



Point and say!
 1 — square,
 2 — triangle,
 3 — circle...




Let's Learn



I know colours.



I know colours, too.




Let's Practise




Read and circle the correct set.


6 blue flags




8 orange flags




9 red flags




7 yellow flags



5 brown flags



10 green flags



Let's Learn



These are patterns.



There is a change in **shape**.



There is a change in **size**.















There is a change in **colour**.



Exploration Time

What comes next? Tick (✓) it.

	  <input type="checkbox"/> <input type="checkbox"/>
	  <input type="checkbox"/> <input type="checkbox"/>
	  <input type="checkbox"/> <input type="checkbox"/>
	  <input type="checkbox"/> <input type="checkbox"/>

Let's Practise

Complete the patterns.

